



OILBOY

ENERGY LIMITED

**Half Year Ended
December 31, 2024**

CONTENT

1. Vision and Mission Statement
2. Corporate Information
3. Director's Report
4. Statement of Financial Position
5. Statement of Profit and Loss
6. Statement of Cash Flows
7. Statement of Comprehensive Income
8. Statement of Change in Equity
9. Notes to the Financial Statements

OUR MISSION

Our Mission is, to satisfy and meet the needs of our customers, providing our products and services with the quality catering their needs and preferences and to create value for our stakeholders through our values and principles. We are determined to respond to customer need with value added products and services. It is our belief that we can fulfill this mission through a unique combination of vision, effective supply chain management and innovative technology.

VISION STATEMENT

To be innovative, effective and efficient in our field to the benefit of society, we will fairly compete in quality, technology, sales and marketing expertise, while ensuring sound financial and sustainable growth of the Company for the sake of its stakeholders and reputation.

Company Information

Board of Directors

1. Mr. Farhan Abbas Sheikh	Chairman
2. Ms. Fatima Jamil	Chief Executive Officer/ Executive Director
3. Mr. Muneeb Ahmad Khan	Non-Executive Director
4. Mr. Abdul Ghaffar	Executive Director
5. Ms. Farkhanda Abbas	Non-Executive Director
6. Mr. Dr. Saad Liaquat	Independent Director
7. Mr. Muhammad Usman Shakuat	Independent Director

Board Audit Committee

Mr. Dr. Saad Liaquat	Chairman
Mr. Farhan Abbas Sheikh	Member
Mr. Abdul Ghaffar	Member
Mr. Inam Ullah	Secretary

Human Resource and Remuneration Committee

Mr. Dr. Saad Liaquat	Chairman
Mr. Farhaan Abbas Sheikh	Member
Mr. Muneeb Ahmad Khan	Member
Mr. Inam Ullah	Secretary

Company Secretary

Inam Ullah

Legal Advisor

Mughal Law Associates

Head of Internal Auditor

Faisal Nawaz and Co Chartered Accountants

Auditors

Iqbal Yasir and Co Chartered Accountants

Registrar

Digital Custodian Company Limited
4-F, Perdesi House, Old Queens Road,
Karachi.

Phone: +92(21)32419770

Fax: +92 (21) 32416371

Registered Office

5A/1, Gulberg 3, Off M.M. Alam Road, Lahore.

Bankers' Details

Sr no.	Bank	A/C No	Bank Address
1	Meezan Bank	0254-0106325995	Zahoor Ellahi Road Branch Lahore
2	Faysal Bank Limited	319230100000 2164	Ferozepur Road Branch, Lahore.
3	Faysal Bank Limited	319230100000 2429	Ferozepur Road Branch, Lahore.
4	J.S Bank Limited	0001984041	Islamabad Stock Exchange branch
5	J.S Bank Limited	0001989026	Islamabad Stock Exchange branch
6	Meezan Bank	0516-0108234968	110-111/A Commercial Market, Model Town Multan.
7	Bank Al Habib Limited	5501008101644900	IB-Gulberg Branch (5501)

DIRECTORS' REVIEW

Dear Shareholders,

On behalf of the Board of Directors, we are pleased to present the 2nd Quarter/Half-yearly reviewed Financial Statements of M/s., Oilboy Energy Limited ("The Company"), for the period ended December 31, 2024.

Financial Performance:

The financial highlights of the Company for the 2nd Quarter/Half-year ended December 31st, 2024, in comparison with the corresponding period of previous year are as follows: -

Financial Highlights	Half year Ended December 31 st		Quarter Ended December 31 st	
	Rs.'000	Rs.'000	Rs.'000	Rs.'000
	2024	2023	2024	2023
Revenue	201,459	89,240	106,201	41,582
Operating Expenditures	(213,469)	(108,200)	(107,099)	(53,769)
Profit/ (Loss) Before Taxation	(12,010)	(18,872)	(897)	(11,918)
Taxation	(1,758)	(10,896)	(1,540)	(16,276)
Net Loss for the period	(13,768)	(29,858)	(2,437)	(28,194)
Loss per Share	(0.55)	Rs. (1.19)	(0.10)	Rs. (1.13)

During the period from July-Dec 2024, the revenue of the Company increased by almost 48% as compared to corresponding period of the previous year.

The company is aiming to increase revenue to certain point where fixed cost per unit is reduced to minimum.

The Board of Directors of the Company in their meeting held on December 27, 2024 has decided to increase the paid-up share capital of the Company by issue of further 25,000,000 ordinary shares at per value of Rs. 10/- announced 100% right issue

Future outlook:

During the financial year 2024-25, the Company's operations remained stagnant. However, it has successfully repositioned itself into the oil trading business. With the Sheikhpura pump now fully operational in the financial year 23-24, revenue generation has improved, and fixed costs have been minimized.

The Board and Management are fully aware of the challenges ahead and are actively implementing strategic solutions. The Company continuously reviews its business strategy to capitalize on emerging opportunities while mitigating potential risks. To diversify revenue streams and avoid concentration risk, the Company is planning to execute a right share issuance in the future and is also exploring opportunities in the waste-to-oil business. These initiatives align with the Company's commitment to enhancing shareholder value and ensuring long-term growth.

Ms. Fatima Jamil
Chief Executive Officer
February 27, 2025



Director

INDEPENDENT AUDITOR'S REVIEW REPORT

To the members of **OILBOY ENERGY LIMITED**

Report on Review of the Condensed Interim Financial Statements

Introduction

We have reviewed the accompanying condensed interim statement of financial position of Oilboy Energy Limited ("the Company") as at 31 December 2024 and the related condensed interim statement of profit or loss and condensed interim statement of comprehensive income, condensed interim statement of changes in equity, condensed interim statement of cash flows and notes to the financial statements for the half year then ended (here-in after referred to as the "condensed interim financial statements"). Management is responsible for the preparation and presentation of these condensed interim financial statements in accordance with accounting and reporting standards as applicable in Pakistan for interim financial reporting. Our responsibility is to express a conclusion on these financial statements based on our review.

Scope of Review

We conducted our review in accordance with International Standard on Review Engagements 2410, "Review of Interim Financial Information Performed by the Independent Auditor of the Entity". A review of condensed interim financial statements consists of making inquiries, primarily of persons responsible for financial and accounting matters, and applying analytical and other review procedures. A review is substantially less in scope than an audit conducted in accordance with International Standards on Auditing and consequently does not enable us to obtain assurance that we would become aware of all significant matters that might be identified in an audit. Accordingly, we do not express an audit opinion.

Conclusion

Based on our review, nothing has come to our attention that causes us to believe that the accompanying condensed interim financial statements are not prepared, in all material respects, in accordance with the accounting and reporting standards as applicable in Pakistan for interim financial reporting.

The figures for the condensed interim statement of profit or loss and condensed interim statement of comprehensive income for the quarters ended 31 December 2024 and 31 December 2023 and the notes forming part thereof have not been reviewed by us and we do not express a conclusion on them. *re*

Emphasis of Matter

We draw attention to note 1.1 of the condensed interim financial statements, which indicates that the Company incurred a net loss of Rs. 13.77 million during the half-year ended December 31, 2024. As of that date, the Company's accumulated losses amounted to Rs. 200.84 million. Additionally, during the period, the Company closed one of its petrol pump sites. These events and conditions indicate the existence of material uncertainty that may cast significant doubt on the Company's ability to continue as a going concern. Our conclusion is not modified in respect of this matter.

Other Matter

The interim financial statements of the Company for the six-month period ended December 31, 2023, and the annual financial statements of the Company for the year ended June 30, 2024, were reviewed and audited by another firm of Chartered Accountants who vide their reports dated February 29, 2024, and November 12, 2024, expressed an unmodified conclusion and unmodified opinion thereon respectively.

The engagement partner on the review resulting in this independent auditor's report is Mr. Yasir Riaz. *YR*

10/2/25 Yasir Riaz

Lahore.

Date: February 28, 2025

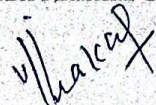
UDIN: RR202410200YuvEiLUlc

OILBOY ENERGY LIMITED
CONDENSED INTERIM STATEMENT OF FINANCIAL POSITION (UN-AUDITED)
AS AT 31 DECEMBER 2024


	Note	Un-Audited December 31, 2024	Audited June 30, 2024
Rupees			
ASSETS			
Non-current assets			
Property and equipment	5	11,968,555	12,312,155
Right of use assets		14,224,027	37,904,563
Intangible assets		1,893,630	2,040,347
Long term security deposits		185,036	614,314
Deferred cost		2,156,560	4,743,174
Deferred tax assets		32,931,783	34,308,197
		63,359,591	91,922,750
Current assets			
Short-term investments		1,891	1,337
Stock in trade		14,174,859	10,618,682
Trade receivables		16,850,386	-
Advances, prepayments and other receivables		5,423,561	6,133,003
Current portion of deferred cost		158,404	142,512
Unclaimed dividend		11,041	11,041
Tax refunds due from government		482,353	-
Cash and bank balances	6	3,805,258	12,653,135
		40,907,753	29,559,710
Total assets		104,267,344	121,482,460
EQUITY AND LIABILITIES			
Share capital and reserves			
Authorized share capital		1,600,000,000	1,600,000,000
160,000,000 Ordinary shares of Rs. 10 each.			
Issued, subscribed and paid up capital	7	250,000,000	250,000,000
Accumulated losses		(200,837,668)	(187,069,740)
		49,162,332	62,930,260
Non-current liabilities			
Lease liabilities		18,816,348	45,040,944
		18,816,348	45,040,944
Current liabilities			
Trade and other payables	13	18,949,890	10,659,050
Due to related parties		16,317,955	2,220,975
Unclaimed dividend		631,231	631,231
Provision for taxation		389,588	-
		36,288,664	13,511,256
Contingencies and commitments			
8			
Total liabilities		55,105,012	58,552,200
Total equity and liabilities		104,267,344	121,482,460

The annexed notes from 1 to 15 form an integral part of these condensed interim financial statements.


Chief Financial Officer



Chief Executive



Director



OILBOY ENERGY LIMITED
CONDENSED INTERIM STATEMENT OF PROFIT AND LOSS (UN-AUDITED)
FOR THE HALF YEAR AND QUARTER ENDED 31 DECEMBER 2024

	Note	01 July to 31 December 2024	01 July to 31 December 2023	01 October to 31 December 2024	01 October to 31 December 2023
Rupees					
Sales - net	9	201,459,348	89,240,879	106,201,597	41,852,241
Cost of sales	10	(201,185,189)	(90,918,288)	(104,853,797)	(43,102,481)
Gross profit / (loss)		274,159	(1,677,409)	1,347,800	(1,250,240)
Administrative expenses		(12,619,920)	(10,205,561)	(5,533,026)	(6,104,811)
Other operating expenses		-	(82,575)	-	(79,611)
Other income		6,211,195	43,593	6,185,083	-
Other expenses		-	(920)	-	-
		(6,408,725)	(10,245,463)	652,057	(6,184,422)
Operating (loss) / profit		(6,134,566)	(11,922,872)	1,999,857	(7,434,662)
Finance costs		(5,189,465)	(6,949,012)	(2,562,857)	(4,482,861)
Loss before levy and taxation		(11,324,031)	(18,871,884)	(563,000)	(11,917,523)
Levy		(685,942)	-	(334,422)	-
Loss before taxation		(12,009,973)	(18,871,884)	(897,422)	(11,917,523)
Taxation		(1,757,955)	(10,986,894)	(1,540,042)	(16,276,546)
Loss after taxation		(13,767,928)	(29,858,778)	(2,437,464)	(28,194,069)
Loss per share - (basic and diluted)		(0.55)	(1.19)	(0.10)	(1.13)

The annexed notes from 1 to 15 form an integral part of these condensed interim financial statements.

7

Chief Financial Officer

[Signature]

Chief Executive

[Signature]

Director

[Signature]

OILBOY ENERGY LIMITED
CONDENSED INTERIM STATEMENT OF COMPREHENSIVE INCOME (UN-AUDITED)
FOR THE HALF YEAR AND QUARTER ENDED 31 DECEMBER 2024

01 July to 31 December 2024	01 July to 31 December 2023	01 October to 31 December 2024	01 October to 31 December 2023
Rupees			

Loss after taxation (13,767,928) (29,858,778) (2,437,464) (28,194,069)

Other comprehensive income for the period:

Items that are or may be reclassified to statement of profit or loss

Items that will not be reclassified to statement of profit or loss

Other comprehensive income for the period

Total comprehensive loss for the period

-	-	-	-
-	-	-	-
-	-	-	-
(13,767,928)	(29,858,778)	(2,437,464)	(28,194,069)

The annexed notes from 1 to 15 form an integral part of these condensed interim financial statements.

7

Chief Financial Officer

[Signature]

Chief Executive

[Signature]

Director

[Signature]

OILBOY ENERGY LIMITED
CONDENSED INTERIM STATEMENT OF CHANGES IN EQUITY (UN-AUDITED)
FOR THE HALF YEAR ENDED 31 DECEMBER 2024

Capital Reserve	Revenue Reserve	Total capital and revenue reserves
Issued, subscribed and paid up capital	Accumulated Losses	
Rupees		

Balance as at July 01, 2023

250,000,000 (159,780,446) 90,219,554

Loss for the half year ended 31 December 2023

- (29,858,778) (29,858,778)

Other comprehensive income for the half year ended 31 December 2023

- - -

Balance as at 31 December 2023 - unaudited

250,000,000 (189,639,224) 60,360,776

Balance as at July 01, 2024

250,000,000 (187,069,740) 62,930,260

Loss for the half year ended 31 December 2024

- (13,767,928) (13,767,928)

Other comprehensive income for the half year ended 31 December 2024

- - -

Balance as at 31 December 2024 - unaudited

250,000,000 (200,837,668) 49,162,332

The annexed notes from 1 to 15 form an integral part of these condensed interim financial statements.

7

Chief Financial Officer



Chief Executive



Director



OILBOY ENERGY LIMITED

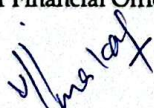
CONDENSED INTERIM STATEMENT OF CASH FLOWS (UN-AUDITED)

FOR THE HALF YEAR ENDED 31 DECEMBER 2024

	Note	01 July to 31 December 2024	01 July to 31 December 2023
		Rupees	
Cash flows from operating activities			
Loss before levy and taxation		(11,324,031)	(18,871,884)
Adjustments for:			
Depreciation on property and equipment	5.1	343,600	-
Amortization on intangible assets		146,717	151,819
Depreciation on right of use assets		1,829,312	1,790,073
Notional gain on un-winding of long term security deposits		(68,109)	(43,593)
(Gain)/loss on remeasurement of investment classified as FVTPL		(554)	89
Gain on termination of lease		(6,142,532)	-
Finance cost		5,189,465	6,949,012
Securities written off		-	831
Workers' welfare fund expense		-	80,413
Fine and penalties		-	2,162
		1,297,899	8,930,806
Operating loss before working capital changes		(10,026,132)	(9,941,078)
Effect of working capital changes			
(Increase)/decrease in current assets			
Stock in trade		(3,556,177)	(1,809,395)
Trade receivables		(16,850,386)	11,274,978
Advances, prepayments and other receivables		709,442	17,669,638
		(19,697,121)	27,135,221
Increase/(decrease) in current liabilities			
Trade and other payables		8,290,840	(9,648,166)
Due to related parties		14,096,980	-
		22,387,820	(9,648,166)
Cash (used in)/generated from operations		(7,335,433)	7,545,977
Income taxes paid		(1,160,248)	(299,713)
Long term security deposit		3,000,000	(1,000,000)
Finance cost paid		(75,695)	(70,791)
		1,764,057	(1,370,504)
Net cash outflows from operating activities		(5,571,376)	6,175,473
Cash flows from investing activities			
Advances paid against capital assets		-	(3,600,000)
Purchase of intangible assets		-	(1,000,000)
Net cash outflows from investing activities		-	(4,600,000)
Cash flows from financing activities			
Lease rental payments made during the period		(3,276,501)	(2,184,572)
Net cash outflows from financing activities		(3,276,501)	(2,184,572)
Net decrease in cash and cash equivalents		(8,847,877)	(609,099)
Cash and cash equivalents at the beginning of the period		12,653,135	3,143,255
Cash and cash equivalents at end of the period		3,805,258	2,534,156

The annexed notes from 1 to 15 form an integral part of these condensed interim financial statements.


Chief Financial Officer



Chief Executive



Director



OILBOY ENERGY LIMITED**NOTES TO THE CONDENSED INTERIM FINANCIAL STATEMENTS (UN-AUDITED)****FOR THE HALF YEAR AND QUARTER ENDED 31 DECEMBER 2024****1 Legal status and its operation**

Oilboy Energy Limited ("the Company") was incorporated on June 28, 1993 under the repealed Companies Ordinance, 1984 (now the Companies Act, 2017) as a private limited company in Pakistan and subsequently converted into public limited company as on June 29, 1994. The Company's shares are traded on Pakistan Stock Exchange. The registered office of the Company is situated at 5-A/1, Gulberg III, off M.M. Alam road, Lahore. The Company is primarily engaged in the trading of energy, petrochemicals, and lubricant-related supplies.

Geographical location and addresses of all business units and offices are as follows:

Geographical Location/Address	Business Unit
5-A/1, Gulberg III, Off M.M. Alam Road, Lahore	Registered office / Head office
42 Km LHR-SKP-SGD Road, Sheikhupura	Sheikhupura Petrol Pump Site
Raza Road, Same Nala, Bypass Road, Sheikhupura	Sheikhupura Coal Yard

- 1.1 The Company incurred a net loss of Rs. 13.77 million for the half year ended 31 December 2024 (31 December 2023: Rs. 29.86 million). As of the reporting date, the Company's accumulated losses amounted to Rs. 200.84 million (June 30, 2024: Rs. 187.07 million). Additionally, during the reporting period, the Company closed one of its petrol pump sites. These factors indicate the existence of material uncertainty that may cast significant doubt on the Company's ability to continue as a going concern.

In view of the above conditions, the management has made an assessment of the Company's ability to continue as a going concern based on the following assumptions:

The Company is actively pursuing for the additional revenue streams by entering the biodiesel and allied byproducts market. In this regard, it is in the process of importing new plant and machinery to facilitate waste-to-energy conversion through fast pyrolysis.

The Company's major shareholder has committed to provide continuous financial and operational support.

In light of the above mitigating factors, management is confident that the Company will achieve a satisfactory level of profitability in the near future. Therefore, these condensed interim financial statements have been prepared on a going concern basis.

2 Basis of preparation**2.1 Basis of measurement**

These condensed interim financial statements comprise the condensed interim statement of financial position of the Company, as at 31 December 2024 and the related condensed interim statement of profit and loss, condensed interim statement of comprehensive income, condensed interim statement of changes in equity and condensed interim statement of cash flows together with the notes forming part thereof.

These condensed interim financial statements of the Company for the half year ended December 31, 2024 are unaudited but subject to limited scope review by the statutory auditors, are being submitted to the shareholders as required under section 237 of the Companies Act, 2017.

These condensed interim financial statements have been presented in condensed form and do not include all the information and disclosures as required to be provided in a full set of annual financial statements. These interim financial statements should be read in conjunction with the annual audited financial statements of the Company for the year ended June 30, 2024.

Comparative statement of financial position numbers are extracted from the annual audited financial statements of the Company for the year ended June 30, 2024, whereas comparatives of condensed interim statement of profit or loss, statement of comprehensive income, statement of changes in equity and statement of cash flows are stated from unaudited condensed interim financial statements of the Company for the six months period ended 31 December 2023.

7

2.2 Statement of compliance

These condensed interim financial statements have been prepared in accordance with the accounting and reporting standards as applicable in Pakistan for interim financial reporting. The accounting and reporting standards applicable in Pakistan for interim financial reporting comprise of:

International Accounting Standard (IAS) 34, Interim Financial Reporting, issued by the International Accounting Standards Board (IASB) as notified under the Companies Act, 2017; and

Provisions of and directives issued under the Companies Act, 2017.

Where provisions of and directives issued under the Companies Act, 2017 differ from the requirements of IAS 34, the provisions of and directives issued under the Companies Act, 2017 have been followed.

2.3 Functional and presentation currency

These condensed interim financial statements have been prepared in Pakistani Rupees (PKR), which is the company's functional and presentational currency.

3 Use of judgments, estimates and assumptions

The preparation of the condensed interim financial statements require management to make judgements, estimates and assumptions that affect the application of accounting policies and the reported amounts of assets and liabilities, income and expenses. Actual results may differ from these estimates.

The significant judgements made by the management in applying the Company's accounting policies and the key sources of estimation uncertainty were the same as those applied to the annual audited financial statements for the year ended June 30, 2024.

4 Summary of material accounting policies**4.1 Statement of consistency in accounting policies**

The accounting policies adopted in the preparation of these condensed interim financial statements are the same as those applied in the preparation of audited financial statements for the year ended June 30, 2024.

4.2 New standards, amendments to approved accounting standards and new interpretations**4.2.1 Amendments to approved accounting standards which are effective during the year ending June 30, 2025**

There are certain amendments to approved accounting standards which are mandatory for accounting periods beginning on or after July 1, 2024 but are considered not to be relevant or have any significant effect on the Company's financial reporting and therefore, have not been disclosed in these condensed interim financial statements.

4.2.2 New standards and amendments to approved accounting standards that are effective for the Company's accounting periods beginning on or after July 1, 2025

There are certain amendments to the accounting and reporting standards that will be mandatory for the Company's annual accounting periods beginning on or after July 1, 2025. However, these amendments will not have any significant impact on the financial reporting of the Company and, therefore, have not been disclosed in these condensed interim financial statements.

7

OILBOY ENERGY LIMITED
NOTES TO THE CONDENSED INTERIM FINANCIAL STATEMENTS (UN-AUDITED)
FOR THE HALF YEAR AND QUARTER ENDED 31 DECEMBER 2024

	Note	Un-Audited December 31, 2024	Audited June 30, 2024
		Rupees	
5 Property and equipment			
Operating fixed assets	5.1	11,968,555	8,862,155
Capital work in progress		-	3,450,000
		<u>11,968,555</u>	<u>12,312,155</u>
5.1 Operating fixed assets			
Opening written down value		8,862,155	-
Transfer from capital work in progress during the period / year		3,450,000	8,970,510
Depreciation charge for the period / year		(343,600)	(108,355)
Closing written down value		<u>11,968,555</u>	<u>8,862,155</u>
6 Cash and bank balances			
Cash in hand		2,034,897	12,008,616
Balances with banks in current accounts		1,770,361	644,519
		<u>3,805,258</u>	<u>12,653,135</u>
7 Issued, subscribed and paid up capital			

	Un-Audited December 31, 2024	Audited June 30, 2024	Un-Audited December 31, 2024	Audited June 30, 2024
	Number of shares		Rupees	
Ordinary shares of Rs. 10 each.				
- Fully paid in cash	25,000,000	25,000,000	250,000,000	250,000,000
	<u>25,000,000</u>	<u>25,000,000</u>	<u>250,000,000</u>	<u>250,000,000</u>

8 Contingencies and commitments

8.1 Contingencies

There are no contingencies of the Company as at the reporting date (As at June 30, 2024: Nil).

8.2 Commitments

Contractual commitments against lease liabilities.

The Company has total contractual commitment of rent against lease liabilities as at 31 December 2024 amounting to Rs. 71.71 million (As at June 30, 2024: Rs. 143.41 million).

There are no other commitments of the Company as at the reporting date (As at June 30, 2024: Nil).

Un-audited 01 July to 31 December 2024	Un-audited 01 July to 31 December 2023	Un-audited 01 October to 31 December 2024	Un-audited 01 October to 31 December 2023
Rupees			

9 Sales

Sale of coal	30,523,268	-	30,523,268	-
Sale of petroleum products	170,937,310	89,334,257	75,678,329	41,910,065
Discount	(1,230)	(93,378)	-	(57,824)
Sales - net	<u>201,459,348</u>	<u>89,240,879</u>	<u>106,201,597</u>	<u>41,852,241</u>

7

OILBOY ENERGY LIMITED**NOTES TO THE CONDENSED INTERIM FINANCIAL STATEMENTS (UN-AUDITED)****FOR THE HALF YEAR AND QUARTER ENDED 31 DECEMBER 2024**

Un-audited 01 July to 31 December 2024	Un-audited 01 July to 31 December 2023	Un-audited 01 October to 31 December 2024	Un-audited 01 October to 31 December 2023
----- Rupees -----			

10 Cost of sales

Cost of coal sold	26,634,490	-	26,634,490	-
Cost of petroleum products sold	166,359,978	86,088,745	73,929,852	40,811,733
Salaries and other benefits	2,881,169	1,589,563	1,290,778	761,870
Rates and taxes	734,359	105,540	734,359	58,140
Entertainment expenses	338,815	126,025	100,407	69,605
Utilities	1,617,174	1,005,041	734,352	426,736
Repair and maintenance	220,376	-	128,114	-
Travelling and conveyance	62,600	90,084	32,682	23,160
Depreciation on right of use assets	1,829,312	1,790,073	914,657	892,940
Depreciation on property and equipment	294,852	-	158,717	-
Amortization on intangible assets	28,681	-	12,006	-
Miscellaneous expenses	183,383	123,217	183,383	58,297
	201,185,189	90,918,288	104,853,797	43,102,481

11 Loss per share - basic and diluted

Loss for the period after levy and taxation	(13,767,928)	(29,858,778)	(2,437,464)	(28,194,069)
Weighted average number of ordinary shares	25,000,000	25,000,000	25,000,000	25,000,000
Loss per share (Rupees)	(0.55)	(1.19)	(0.10)	(1.13)

11.1 There is no dilutive effect on the basic earnings per share of the Company.**12 Financial instruments - Fair value**

The company classifies fair value measurements using a fair value hierarchy that reflects the significance of the inputs used in making the measurements. The fair value hierarchy has the following levels:

Level 1	Quoted prices (unadjusted) in active markets for identical assets or liabilities.
Level 2	Inputs other than quoted prices included within Level 1 that are observable for the asset or liability, either directly (i.e., as prices) or indirectly (i.e., derived from prices).
Level 3	Inputs for the asset or liability that are not based on observable market data (i.e., unobservable inputs).

As of the reporting date, short-term investments are categorized as Level 1, whereas long-term security deposits are measured at Level 2. The company has not disclosed the fair values of certain financial assets and liabilities because they are short-term in nature or are repriced in the short term. As a result, their carrying amounts are considered to be a reasonable approximation of their fair values.

13 Transactions with related parties

The related parties comprise of major shareholder, associated undertakings, entities under common directorship and key management personnel.

Significant transactions with related parties are as follows:

Name of related party and basis of relationship	Detail of transactions	Un-Audited December 31, 2024	Audited June 30, 2024
----- Rupees -----			
M/s. Oilboy (Private) Limited - Shareholding and common directorship	Opening balance payable	2,220,975	-
	Expenses incurred during the period/year	24,584,711	7,191,958
	Repayments made during the period/year	(10,487,731)	(4,970,983)
	Closing balance payable	16,317,955	2,220,975

7

OILBOY ENERGY LIMITED
NOTES TO THE CONDENSED INTERIM FINANCIAL STATEMENTS (UN-AUDITED)
FOR THE HALF YEAR AND QUARTER ENDED 31 DECEMBER 2024

13.1 The aggregate amount charged in the financial statements for the period for remuneration, including certain benefits, to the Chief Executive, executives and full time working Directors of the Company are as follows:

Name of the related party	Nature of relationship	Transaction details	Un-audited	Un-audited
			01 July to 31 December 2024	01 July to 31 December 2023
			Rupees	
Chief Executive	Key management personnel	Remuneration paid	3,600,000	2,080,587
Other executives	Key management personnel	Remuneration paid	2,300,000	2,181,175

14 Date of authorization for issue

These condensed interim financial statements have been approved and authorized for issue on _____ by the Board of Directors of the company.

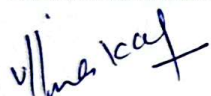
15 General

Figures have been rounded off to the nearest rupee.

Corresponding figures have been rearranged and reclassified, wherever necessary for the purpose of comparison.

7

Chief Financial Officer



Chief Executive



Director

